

LIGHTPLANE 1S - LP1S

Suspended
Wall
Surface



LIGHTPLANE 1S — LP1S

Suspended, Wall, Surface

**LIGHT
FORMS**

1. Base Model

LP1SS	Suspended
LP1SSM	Surface Mount
LPSWM	Wall Mounted

2. Run Length/Size

Enter length in mm for custom lengths.
See **Standard Lengths and Shapes** PDF for standard products.

3. LED Lamping

LOW - **xxxxK** (example: LOW-4000K)

MED - **xxxxK** (example: MED-4000K)

CV - **xxxxK**

STD - TW
HI - TW

STD - RGBW - **xxxxK**

HI - RGBW - **xxxxK**

4. LED Driver (remote only)

1-10V	1-10V dimming
DALI	DALI dimming
DMX	DMX dimming
NONDIM	Non-dimmable
OTHER	(Consult factory for options)

LIGHTPLANE 1S — LP1S


Suspended, Wall, Surface

**LIGHT
FORMS**

5. Lens

FLAT
DROP

Flat Lens
Drop Lens



6. Finish

AL
BK
WH
RAL/ ____
BRONZE

Standard, natural aluminium
Black powdercoat
White powdercoat
Specify RAL powdercoat (ex: #RAL/3003)
Bronze powdercoat

7. Canopy

STD
COMBO
SMALL

Standard canopy & separate suspension
Combo suspension canopy
Small canopy & separate suspension

8. Additional options

EM
DALIEM
DALIEMPRO
PIR-A
PIR-P
DALIPIR
OTHER

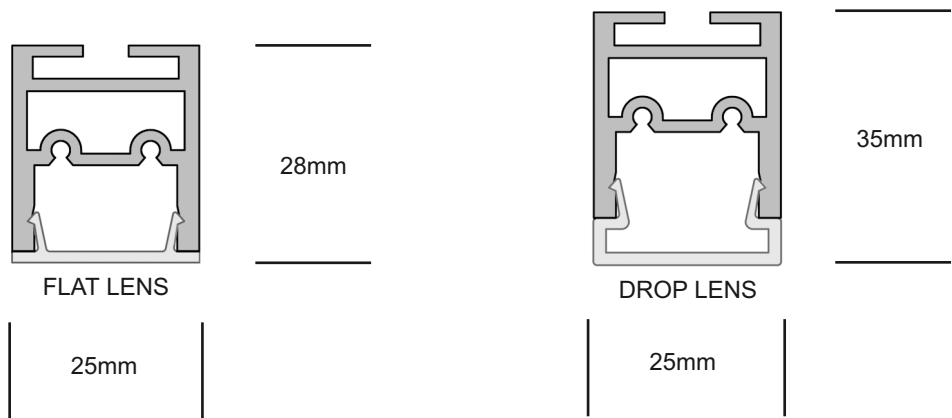
3 hour Emergency Kit - remote
3 hour DALI Emergency Driver/Battery - remote
3 hour DALI EMPRO Emergency Driver/Battery - remote
PIR Absence Detector - remote
PIR Presence Detector - remote
DALI PIR Sensor - remote
Contact Factory

LIGHTPLANE 1S — LP1S

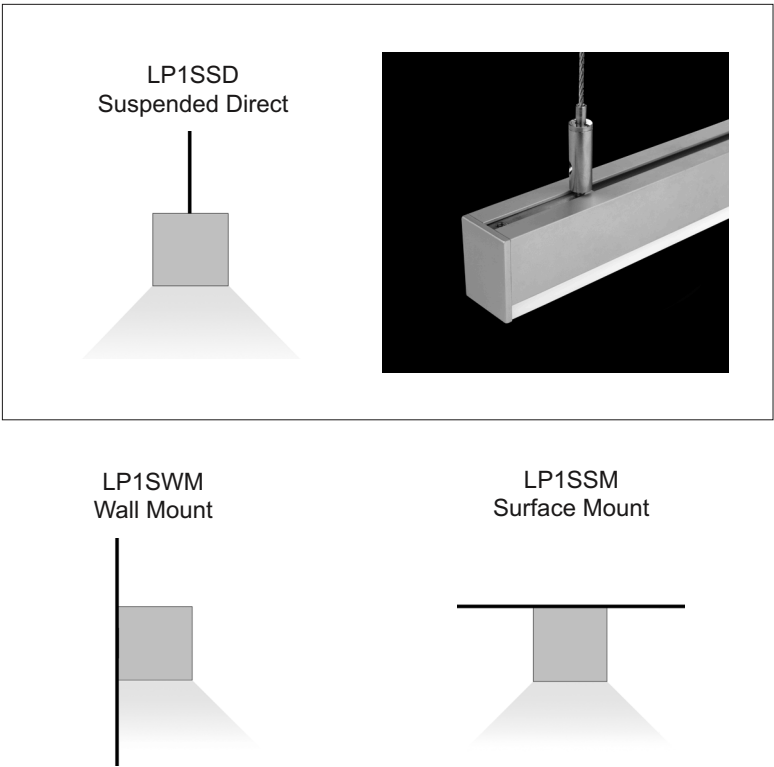
Suspended, Wall, Surface

**LIGHT
FORMS**

Dimensions



Mounting Options



LIGHTPLANE 1S — LP1S

Suspended, Wall, Surface

LIGHT FORMS

Housing

100% recyclable, extruded architectural grade T6061 aluminium

Emergency

Luminaires can be wired for emergency circuit and/or emergency battery backup. Consult factory for options.

Suspension Hardware

STD	Standard separate 115mm diameter power canopy and suspension
COMBO	115mm diameter canopy and suspension are combined
SMALL	82mm diameter small separate power canopy and suspension

Options

Mitered Corners

Consult factory for mitered corner angle options.

Finish

Standard finish is "Ultimate" aluminium - a smooth, clean and durable finish achieved from a deep-etch and two step clear anodizing process.


White, Black, Bronze or custom RAL powdercoat options are also available.



WH - WHITE



AL - ALUMINIUM



RAL/___



BK - BLACK



BRONZE


Default canopy finish is to match fitting color, unless otherwise specified




STD



Combo



Small



Mitered Corners

Light Forms - Configuration Sheet - Rev 4

Light Forms

Architectural Lighting
www.lightforms.com

Registered in England
No. 6750892

Registered Address
Unit 7C Boeing Way
International Trading Centre
Middlesex, UB2 5LB

UK

Unit 7C Boeing Way
International Trading Estate
Middlesex
UB2 5LB

T +44 (0)20 8571 3785
F +44 (0)20 8090 3755
E ask@lightforms.com

India

353/2 Dr Hira Singh Road
Civil Lines
Ludhiana 141001
Punjab, India

T +91 98 7280 0488
E ajay@lightforms.com

China

Unit 3, Building A
No. 9 Phoenix Road
Torch Development Area
Zhongshan City
Guangdong China 528437

T +86 760 899 370 38
F +86 760 899 370 39
E ckirin@lightforms.com