


EM Exit Surface

EM-00005

300mm x 223mm x 46mm



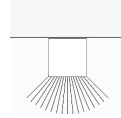
LIGHT FORMS

Emergency

Specification



Surface Mount



Features

Available in black and white.

Main body is polycarbonate.

Clear acrylic LGP.

PET pictogram.

Mounting options include Ceiling Surface mounted, Ceiling Recessed, Suspended, Wall mounted and Track Mounted.

Up, Down and Left/Right pictogram options.

30m visibility.

Class II


CCT - 5000K

CRI - >70

LiFePO4 6.4V 600mAh battery.

0°C to 45°C operating temperatures.

Dimensions



Photometry and additional documentation at:
LightForms.com/products/emergency/EM-Exit-Ceiling/

LightForms.com

Page 1

Europe@
LightForms.com

Asia@
LightForms.com

Manchester@
LightForms.com

EM Exit Surface

LIGHT FORMS

EM-00005

EM - 00005 - - - 01 - 750 - - - - -

1. Finish Options

White - WH
Black - BK

2. Nominal Power Options

1W - 01

3. Chip Options

70CRI 5000K - 750

4. Pictogram Options

Left and Right - LR
Up Arrow - UP
Down Arrow - DN

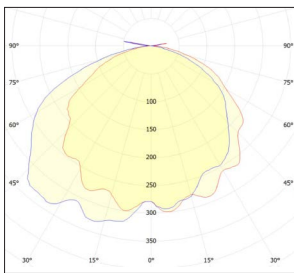
5. Testing Options

Auto Test - AUT
DALI - DAL

Electrical Specification

Input Power (MAX)	3W
Frequency	50/60Hz
Input Voltage	200-240V
Discharge Efficiency	≥70%
Output Power	1W ± 0.3W
Power Factor	≥0.3%
Rated Input Current	≥0.03A
Full Load Output Voltage	DC 2.8-3.2V
Output Current Range	580mA ±10%
Surge	0.5KV
Withstand voltage	AC3750V
Short Circuit Protection	Pass
Over voltage protection	Pass

Distribution



120°

Operating temperature

Ta Max 45°C

Warranty

5-year fixture warranty.
3-year battery warranty.

Manufacturing & certification

Products are manufactured in and comply with the health, safety and environmental protection standards of the respective region in which they are sold.



Europe



United Kingdom



Greater India and Middle East