


MoonRing 1

MR1 - LED
25mm x 29mm



LIGHT FORMS

Arc

MoonRing 1 brings a serene, halo-like glow to interior spaces. Available in suspended or surface-mounted versions, its low-wattage LED is seamlessly integrated into a slim housing. Choose from various ring diameters, or combine arcs to create half-circles, ovals, S-shapes and more. MoonRing can also be joined with Lightplane 1S straight sections for endless design possibilities.



Features

Small 25mm wide, 30mm tall housing profile.

Four standard shapes. Flexible range of sizes.

Available in a range of standard RAL powdercoat finishes.

Suspended or surface Mount options available.

Indirect distribution options available.

Fixed white, up to 1147.4lm/m

Tunable white, up to 1072.4lm/m

Homogenous opal diffuser

Remote DALI, DMX, 1-10V and wireless options available.

PIR and Emergency options.

MoonRing 1

LIGHT FORMS

Product Options

Direct Output Options

Medium

- 15.36W/m - 74.7lm/W - 1147.4lm/m

Tuneable Medium

- 17.48W/m - 61.3lm/W - 1072.4lm/m

RGBW

CRI Options

80CRI

90CRI

CCT Options

2700K

3000K

3500K

4000K

Control Options - Remote Only

Non Dimmable

DALI

1-10V

DMX

Wireless

Additions - Remote Only

DALI motion sensor

Standard motion Sensor

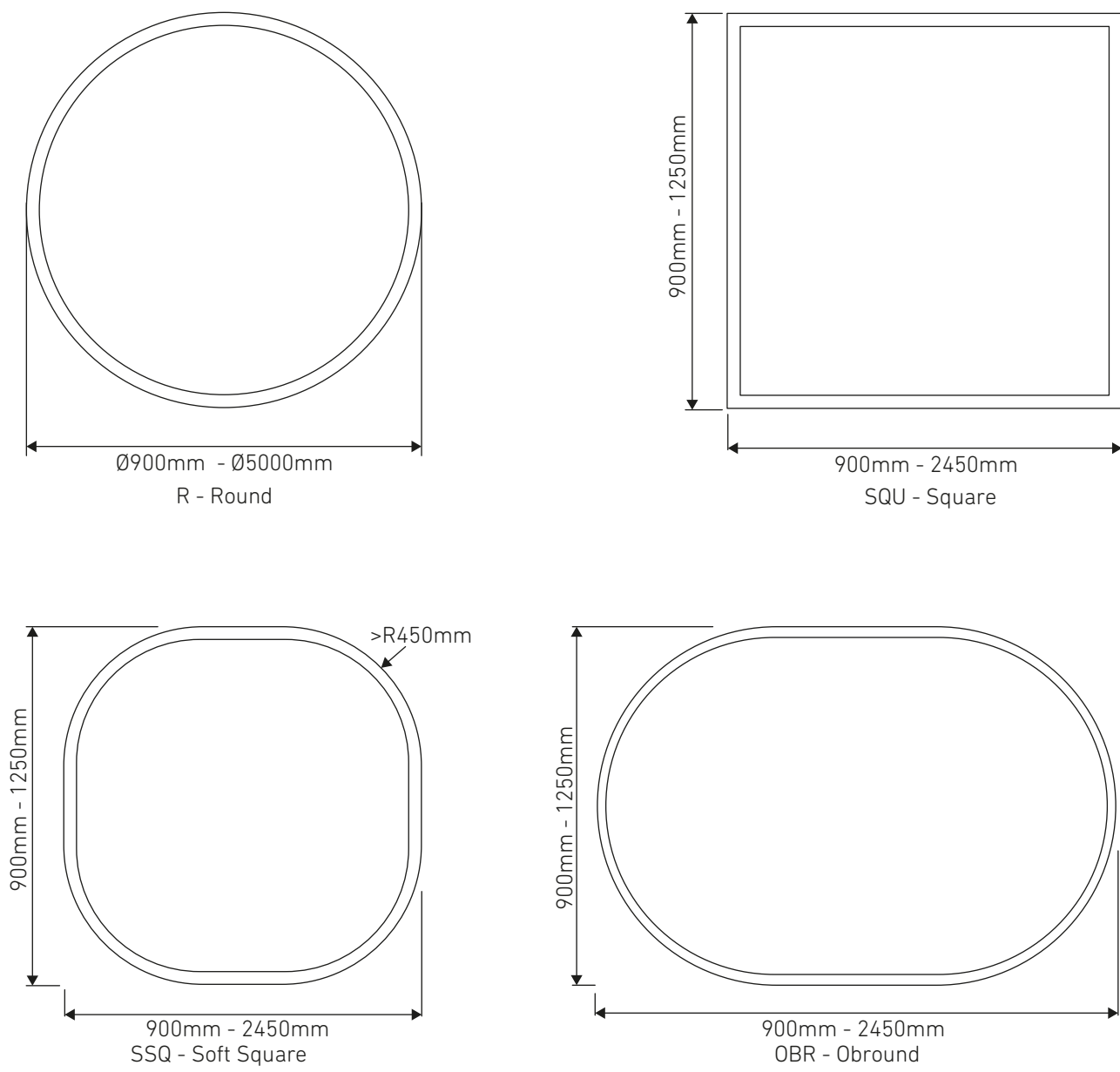
BASIC 3 hour emergency

DALI 3 hour emergency

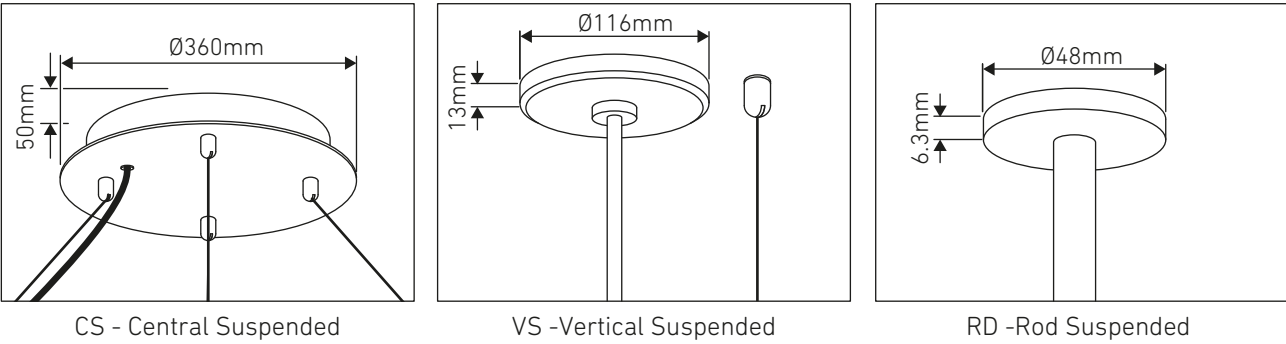
MoonRing 1

LIGHT FORMS

Dimensions



Number of suspension points may vary depending on size

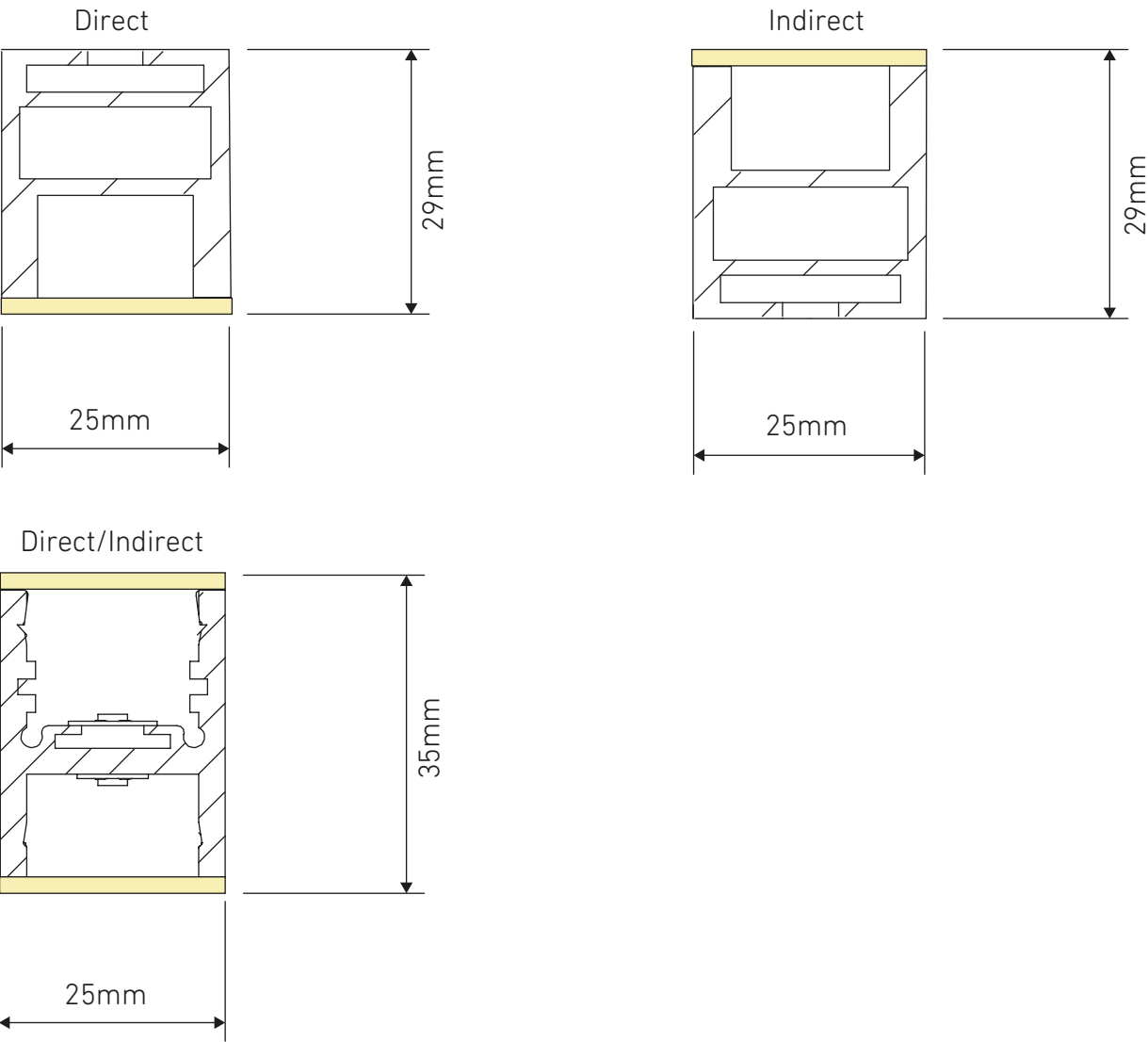


*Length to be confirmed by site, not adjustable on site

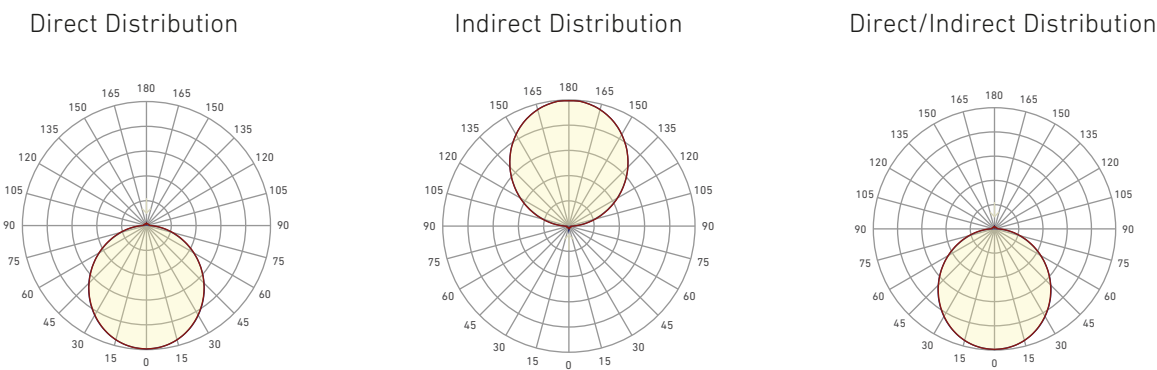
MoonRing 1

LIGHT FORMS




Dimensions



Distribution



Body Colours

	9005	Jet Black		7022	Umbrage Grey
	9010	Pure White		7023	Concrete Grey
	1001	Beige		7024	Graphite Grey
	1002	Sand Yellow		7026	Granite Grey
	1007	Daffodil yellow		7030	Stone Grey
	1034	Pastel Yellow		7032	Pebble Grey
	1035	Pearl Beige		7035	Light Grey
	2004	Pure Orange		7037	Dusty Grey
	3011	Brown Red		7043	Traffic Grey B
	3012	Beige Red		7047	Telegrey 4
	4002	Red Violet		7048	Pearl Mouse Grey
	5001	Green Blue		8004	Copper Brown
	5002	Ultramarine Blue		8015	Chestnut Brown
	5008	Grey Blue		8019	Grey Brown
	5009	Azure Blue		8025	Pale Brown
	5011	Steel Blue		9001	Cream
	5012	Light Blue		9002	Grey White
	5013	Cobalt Blue		9003	Signal White
	5025	Pearl Gentian Blue		9004	Signal Black
	6000	Patina Green		9006	White Aluminium
	7009	green Grey		9007	Grey Aluminium
	7010	Tarpaulin Grey		9011	Graphite Black
	7012	Basalt Grey		9016	Traffic White
	7016	Anthracite Grey		9017	Traffic Black
	7021	Black Grey			

Light Forms also covers an extensive range of premium finishes, including specialist metallic finishes.




YW387I
Ordos Sable




M3000I
Nickel Metallic



S2304I
Metallic Fine Texture



YX355F
Mars Sable



YW255F
Golden Beach



Y2205I
Golden Splendour




Y2M30I
Dark Bronze



RW404I
Copper Coarse



EW002E
Aluminium Metallic
Gloss



Y2214F
Anodic Bronze



For full details
and links to the
Interpon powder
range, click here.

Notes

L80 > 50,000 hours

Luminous flux +/- 5%

*Data provided is for either direct OR indirect distribution; performance values are the same for both.

#Performance data is based on a connected-load photometric test of MED output with 80 CRI at 4000K using a DALI driver and DIFF lens. Data values for all other outputs are extrapolations.

Warranty

5-year limited warranty.

Manufacturing & certification

Products are manufactured in and comply with the health, safety and environmental protection standards of the respective region in which they are sold.



Europe



United Kingdom



Greater India
and Middle East